

M - VACUUM DIAGRAMS

Article Text

1992 Dodge Colt

For a a a a

Copyright © 1998 Mitchell Repair Information Company, LLC

Saturday, April 27, 2002 05:54PM

ARTICLE BEGINNING

1992 ENGINE PERFORMANCE

Chrysler Motors/Mitsubishi Vacuum Diagrams

Chrysler Motors; Colt, Colt 200, Colt Vista, Ram-50, Stealth, Summit, Summit Wagon

Mitsubishi; Diamante, Eclipse, Expo/Expo LRV, Galant, Mirage, Montero, Pickup, Precis, 3000GT

INTRODUCTION

This article contains underhood views or schematics of vacuum hose routing. Use these vacuum diagrams during the visual inspection in F - BASIC TESTING article in the ENGINE PERFORMANCE Section. This will assist in identifying improperly routed vacuum hoses, which cause driveability and/or computer-indicated malfunctions.

VACUUM DIAGRAMS

COLT, COLT 200, MIRAGE & SUMMIT

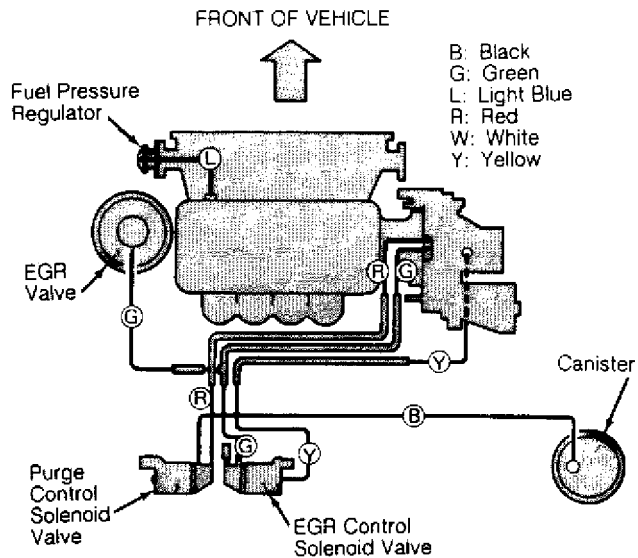


Fig. 1: Vacuum Diagram (Colt, Colt 200, Mirage 1.5L & Summit Calif.)
Courtesy of Chrysler Motors.

M - VACUUM DIAGRAMS

Article Text (p. 2)

1992 Dodge Colt

For a a a a

Copyright © 1998 Mitchell Repair Information Company, LLC

Saturday, April 27, 2002 05:54PM

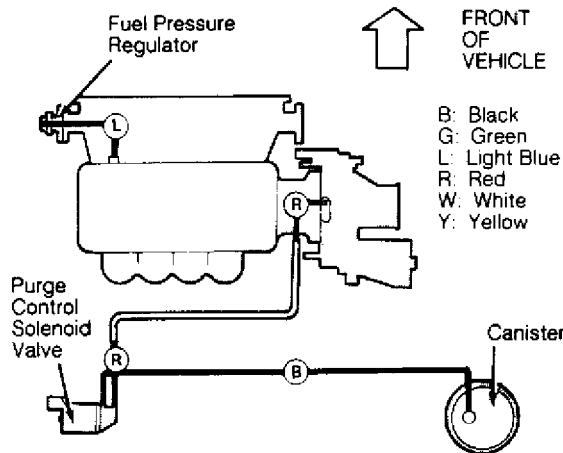
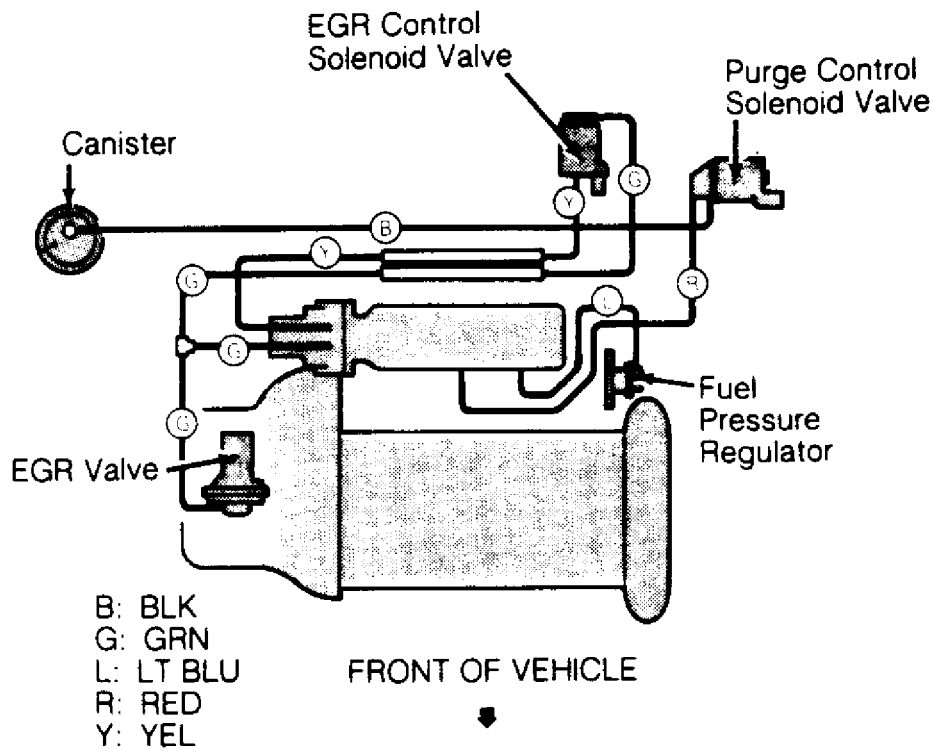


Fig. 2: Vacuum Diagram (Colt, Colt 200, Mirage 1.5L & Summit Federal)
Courtesy of Chrysler Motors.



92B27152

Fig. 3: Vacuum Diagram (Mirage 1.6L - California)
Courtesy of Mitsubishi Motor Sales of America.

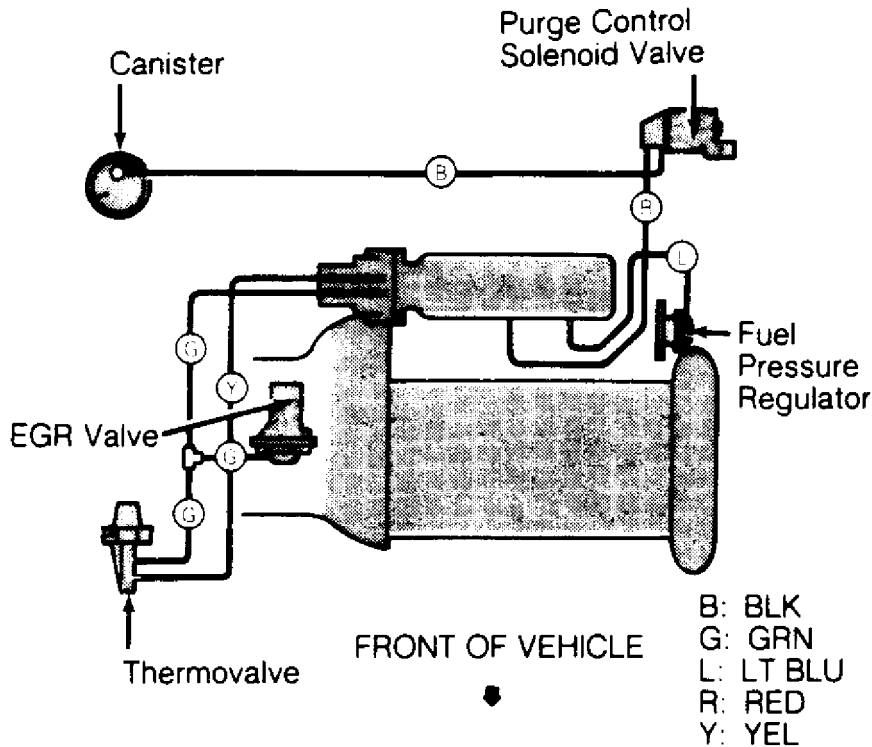
M - VACUUM DIAGRAMS

Article Text (p. 3)

1992 Dodge Colt

For a a a a

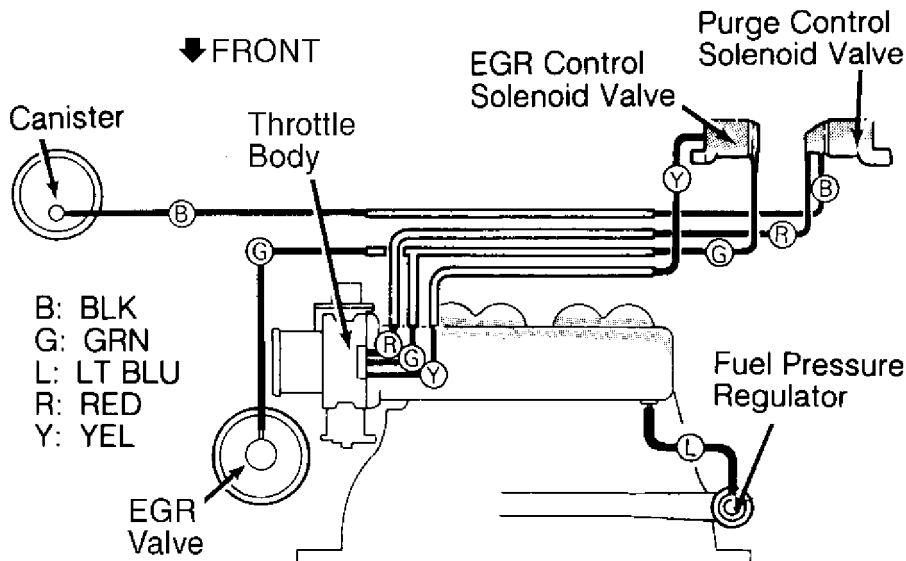
Copyright © 1998 Mitchell Repair Information Company, LLC
Saturday, April 27, 2002 05:54PM



92C27153

Fig. 4: Vacuum Diagram (Mirage 1.6L - Federal)
Courtesy of Mitsubishi Motor Sales of America.

COLT VISTA, EXPO/EXPO LRV & SUMMIT WAGON



92J26467

Fig. 5: Vacuum Diagram (Colt Vista, Expo/Expo LRV & Summit Wagon - Calif.)
Courtesy of Mitsubishi Motor Sales of America.

M - VACUUM DIAGRAMS

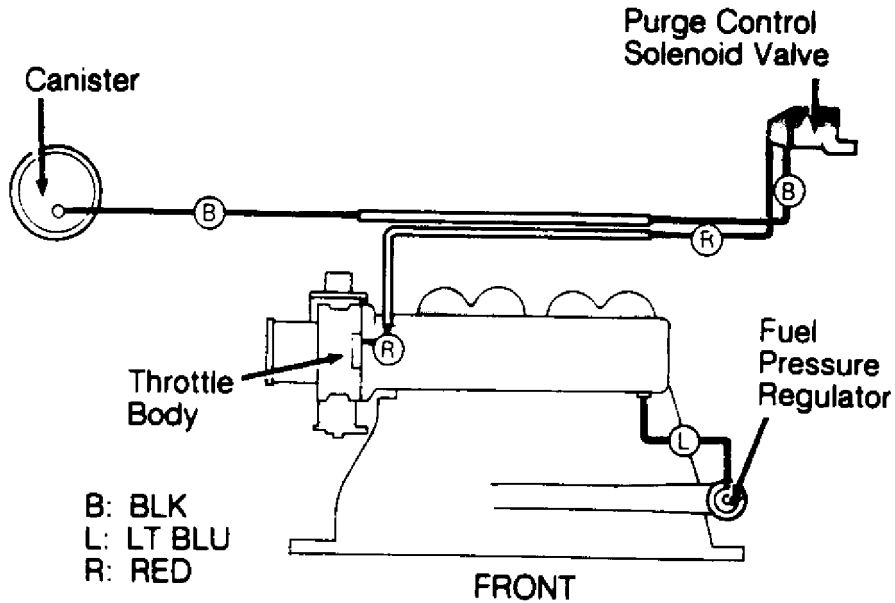
Article Text (p. 4)

1992 Dodge Colt

For a a a a

Copyright © 1998 Mitchell Repair Information Company, LLC

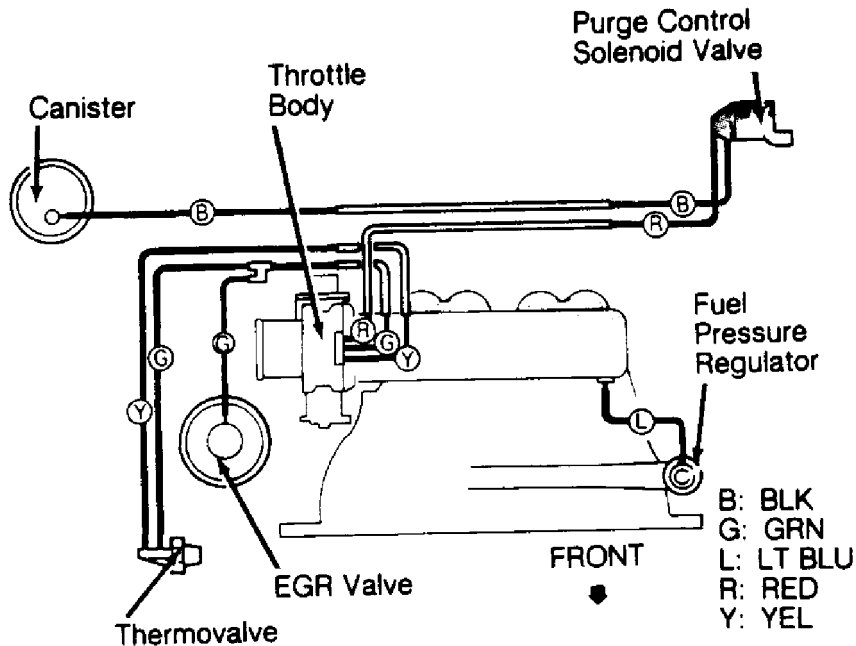
Saturday, April 27, 2002 05:54PM



92A26468

Fig. 6: Vacuum Diagram (Colt Vista, Expo/Expo LRV & Summit Wagon - 1.8L Federal)

Courtesy of Mitsubishi Motor Sales of America.



92B27145

Fig. 7: Vacuum Diagram (Colt Vista, Expo/Expo LRV & Summit Wagon - 2.4L Federal)

Courtesy of Chrysler Motors.

Copyright © 1998 Mitchell Repair Information Company, LLC
Saturday, April 27, 2002 05:54PM

Diagram illustrating the EGR system components and their connections:

- Canister**: Connected to the **Purge Control Solenoid Valve** via a line labeled **B**.
- Purge Control Solenoid Valve**: Connected to the **EGR Valve** via a line labeled **G**.
- EGR Control Solenoid Valve**: Connected to the **EGR Valve** via a line labeled **Y**.
- EGR Valve**: Connected to the **Throttle Body** via a line labeled **R**.
- Throttle Body**: Connected to the **Fuel Pressure Regulator** via a line labeled **L**.
- Fuel Pressure Regulator**: Connected to the **EGR Valve** via a line labeled **R**.

Legend:

- B: BLK
- G: GRN
- L: LT BLU
- R: RED
- Y: YEL

FRONT OF VEHICLE ↓

Courtesy of Mitsubishi Motor Sales of America.

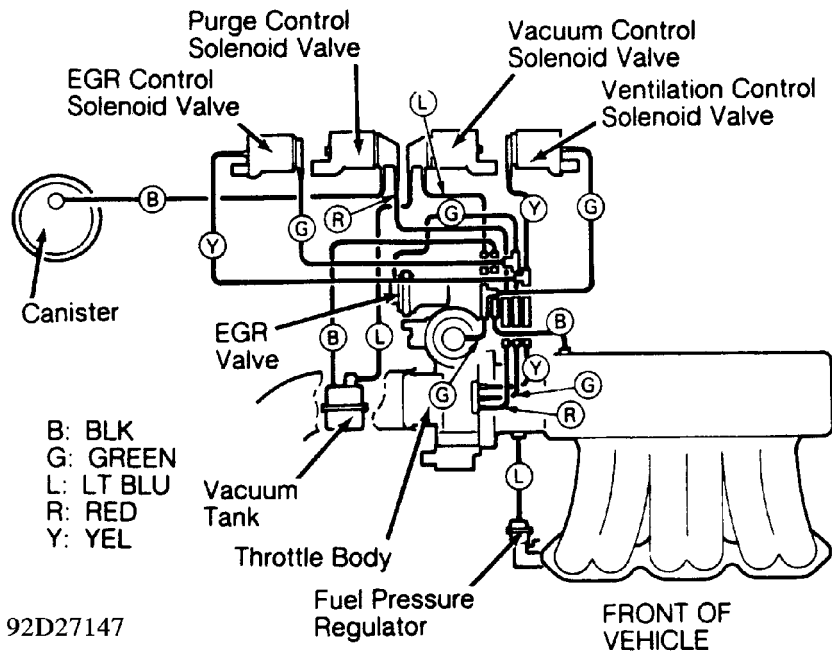


Fig. 9: Vacuum Diagram (Diamante VIN B W/Traction Control - Calif.)
Courtesy of Mitsubishi Motor Sales of America.

M - VACUUM DIAGRAMS

Article Text (p. 6)

1992 Dodge Colt

For a a a a

Copyright © 1998 Mitchell Repair Information Company, LLC
Saturday, April 27, 2002 05:54PM

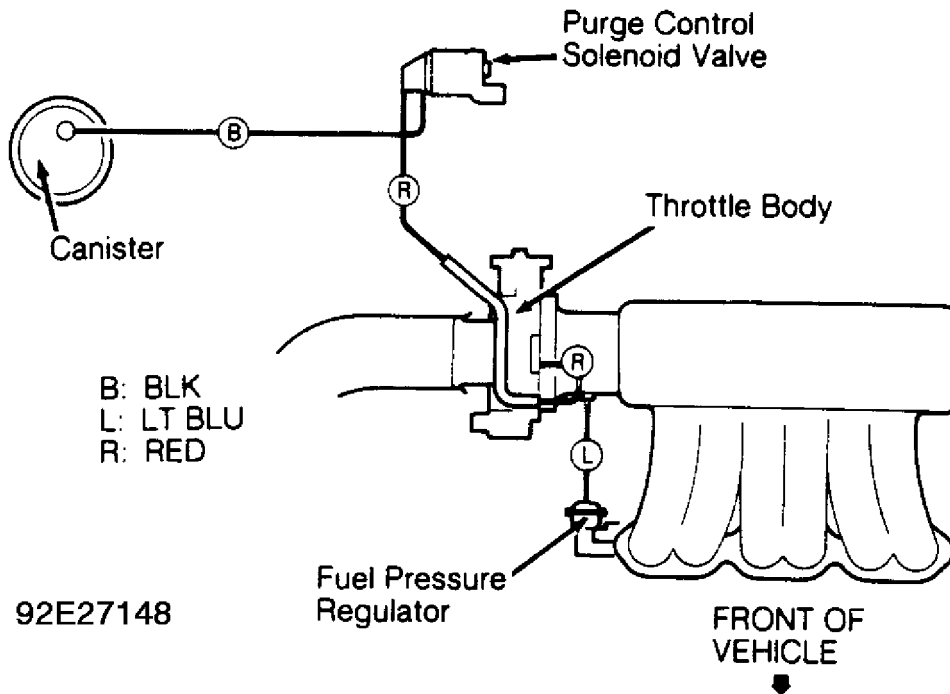


Fig. 10: Vacuum Diagram (Diamante VIN S & B W/O Traction Control - Federal)

Courtesy of Mitsubishi Motor Sales of America.

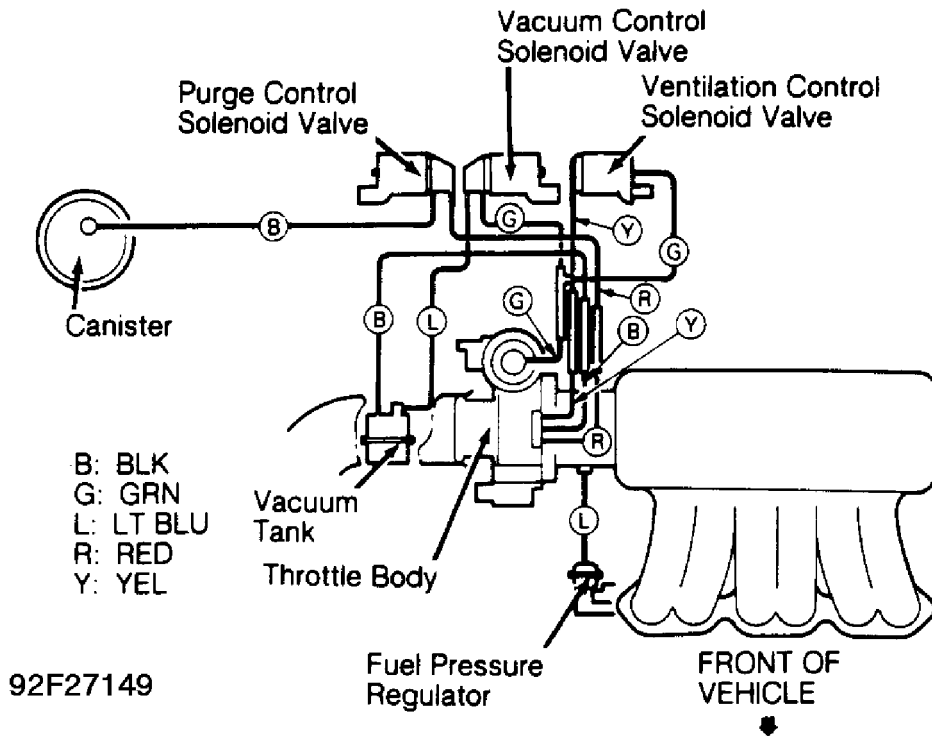


Fig. 11: Vacuum Diagram (Diamante VIN B W/Traction Control - Federal)

Courtesy of Mitsubishi Motor Sales of America.

M - VACUUM DIAGRAMS

Article Text (p. 7)

1992 Dodge Colt

For a a a a

Copyright © 1998 Mitchell Repair Information Company, LLC
Saturday, April 27, 2002 05:54PM

ECLIPSE & GALANT

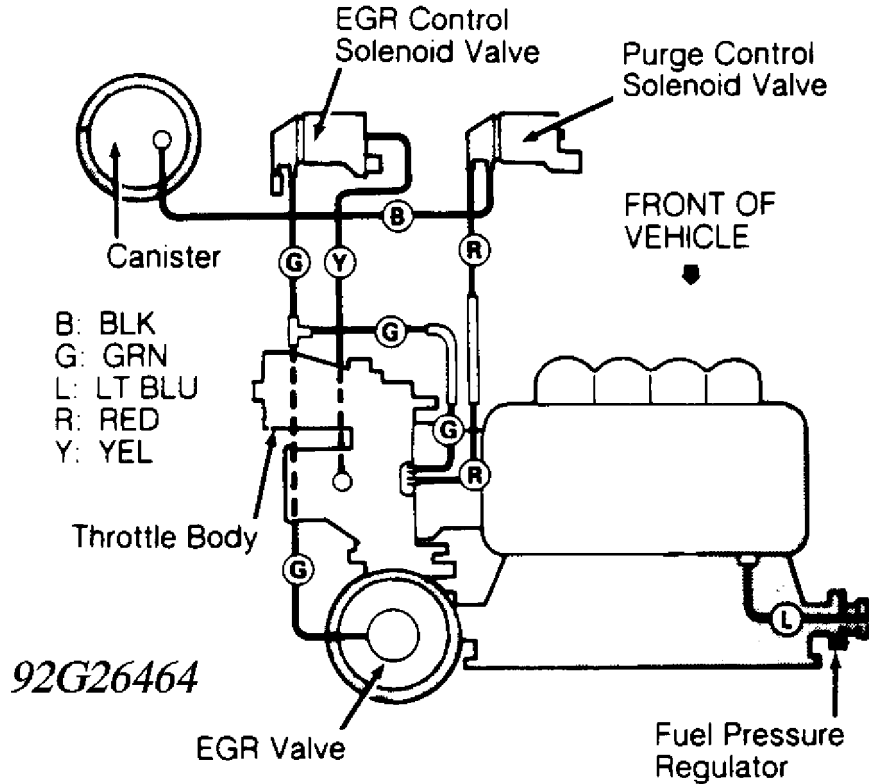


Fig. 12: Vacuum Diagram (Eclipse 1.8L - California)
Courtesy of Mitsubishi Motor Sales of America.

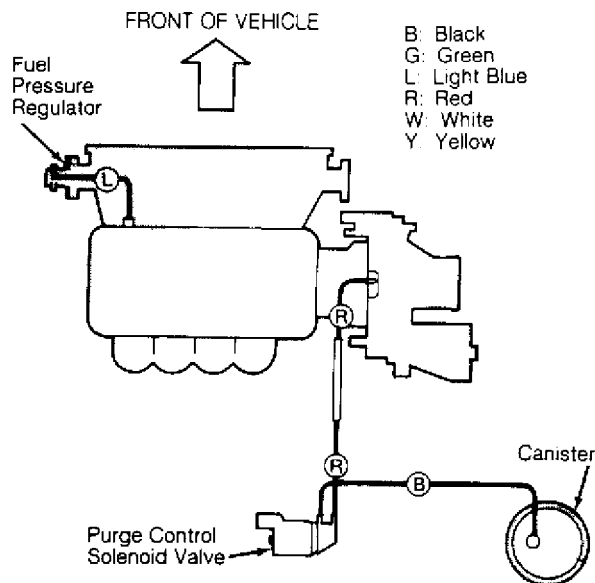


Fig. 13: Vacuum Diagram (Eclipse 1.8L - Federal)
Courtesy of Mitsubishi Motor Sales of America.

M - VACUUM DIAGRAMS

Article Text (p. 8)

1992 Dodge Colt

For a a a a

Copyright © 1998 Mitchell Repair Information Company, LLC

Saturday, April 27, 2002 05:55PM

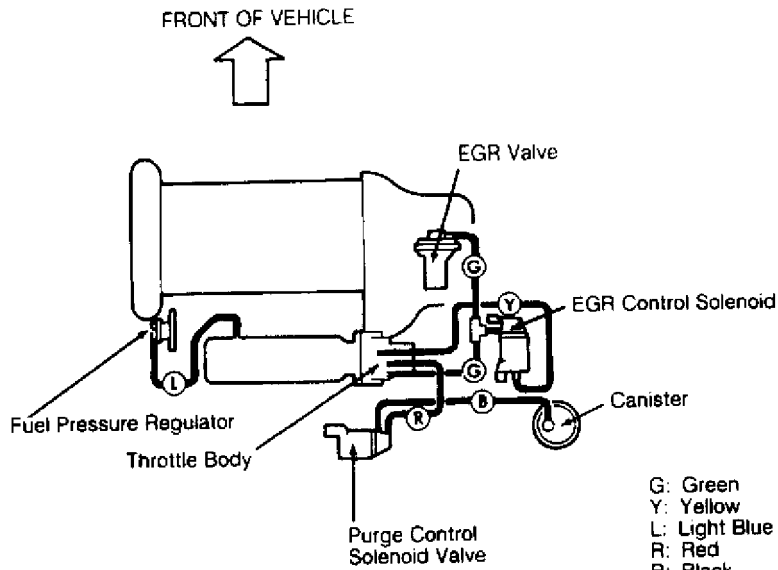


Fig. 14: Vacuum Diagram (Eclipse 2.0L VIN R & Galant VIN R - Calif.)
Courtesy of Mitsubishi Motor Sales of America.

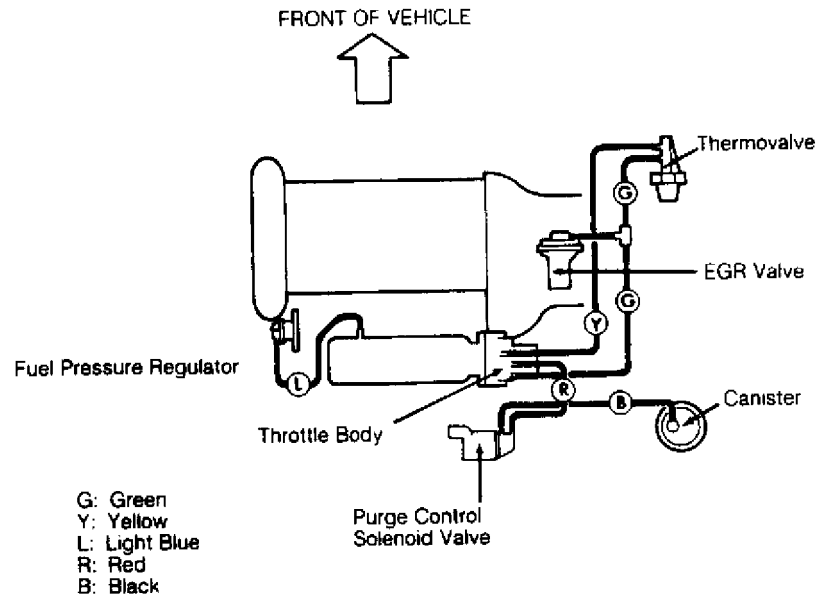


Fig. 15: Vacuum Diagram (Eclipse 2.0L VIN R & Galant VIN R - Federal)
Courtesy of Mitsubishi Motor Sales of America.

M - VACUUM DIAGRAMS

Article Text (p. 9)

1992 Dodge Colt

For a a a a

Copyright © 1998 Mitchell Repair Information Company, LLC

Saturday, April 27, 2002 05:55PM

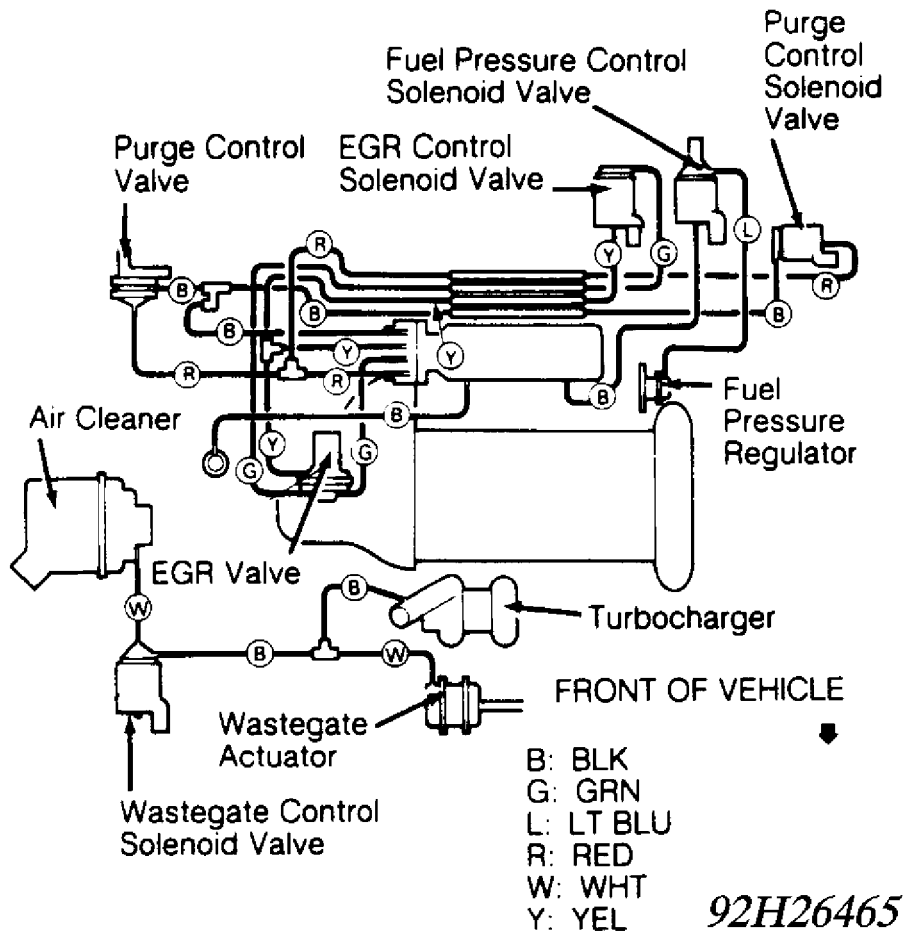


Fig. 16: Vacuum Diagram (Eclipse 2.0L VIN U - California)
Courtesy of Mitsubishi Motor Sales of America.

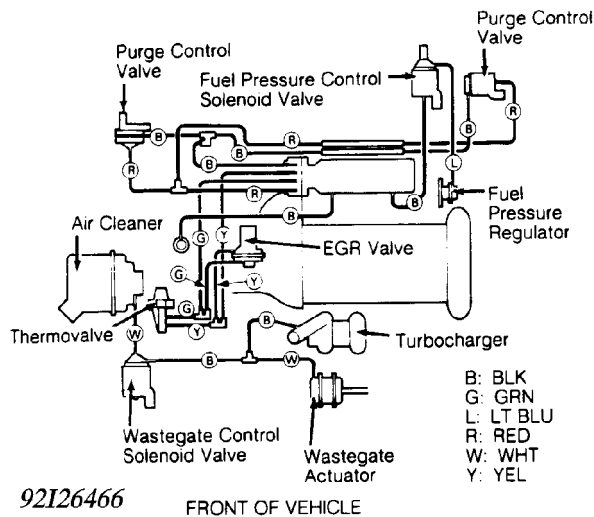


Fig. 17: Vacuum Diagram (Eclipse 2.0L VIN U - Federal)
Courtesy of Mitsubishi Motor Sales of America.

M - VACUUM DIAGRAMS

Article Text (p. 10)

1992 Dodge Colt

For a a a a

Copyright © 1998 Mitchell Repair Information Company, LLC

Saturday, April 27, 2002 05:55PM

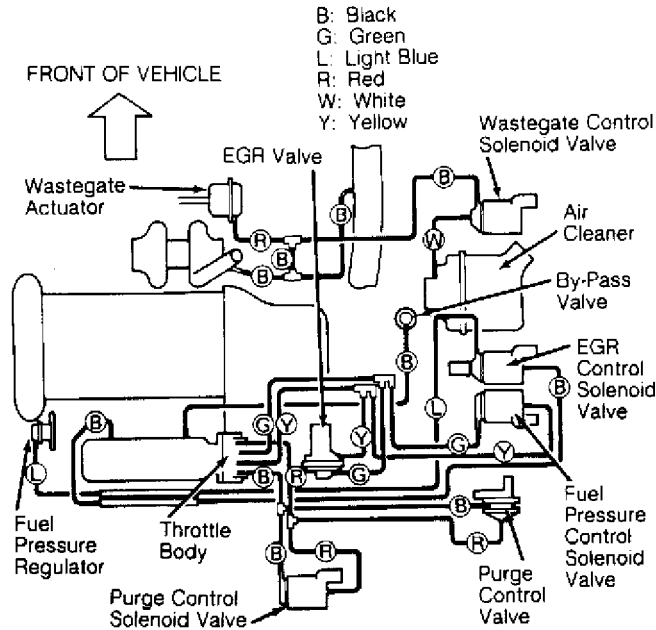


Fig. 18: Vacuum Diagram (Galant VIN U - California)
Courtesy of Mitsubishi Motor Sales of America.

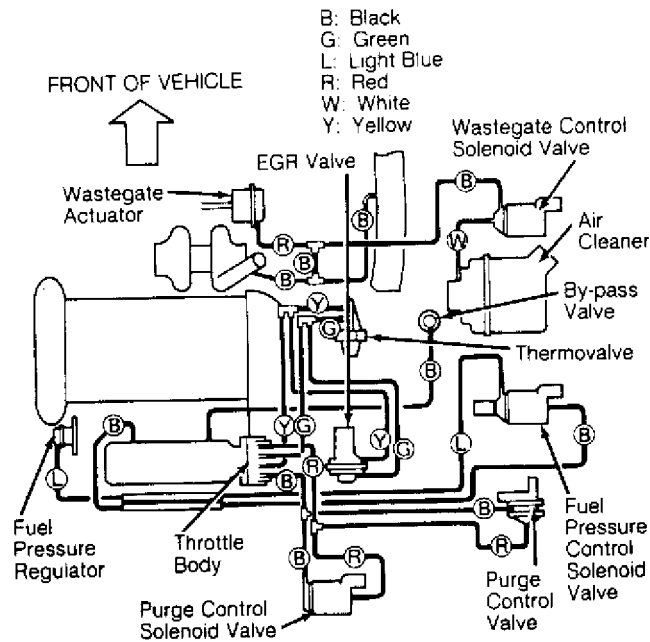


Fig. 19: Vacuum Diagram (Galant VIN U - Federal)
Courtesy of Mitsubishi Motor Sales of America.

M - VACUUM DIAGRAMS

Article Text (p. 11)

1992 Dodge Colt

For a a a a

Copyright © 1998 Mitchell Repair Information Company, LLC

Saturday, April 27, 2002 05:55PM

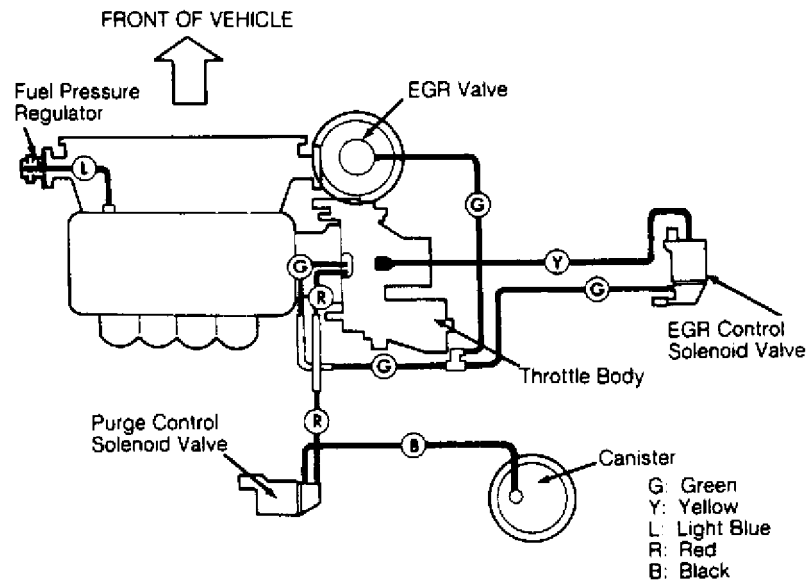


Fig. 20: Vacuum Diagram (Galant VIN V - California)
Courtesy of Mitsubishi Motor Sales of America.

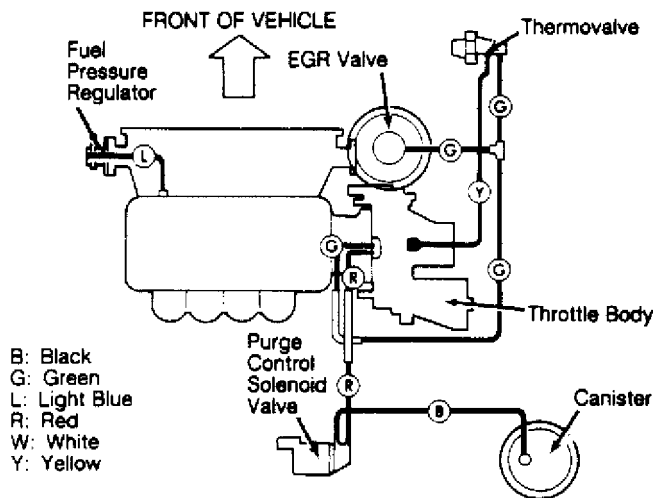


Fig. 21: Vacuum Diagram (Galant VIN V - Federal)
Courtesy of Mitsubishi Motor Sales of America.

MONTERO, PICKUP & RAM-50

M - VACUUM DIAGRAMS

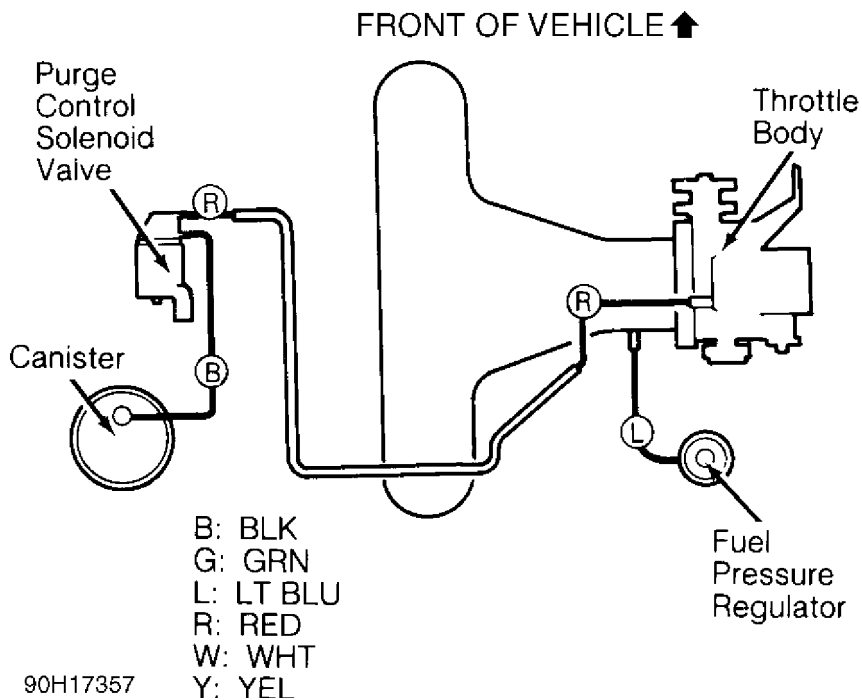
Article Text (p. 12)

1992 Dodge Colt

For a a a a

Copyright © 1998 Mitchell Repair Information Company, LLC

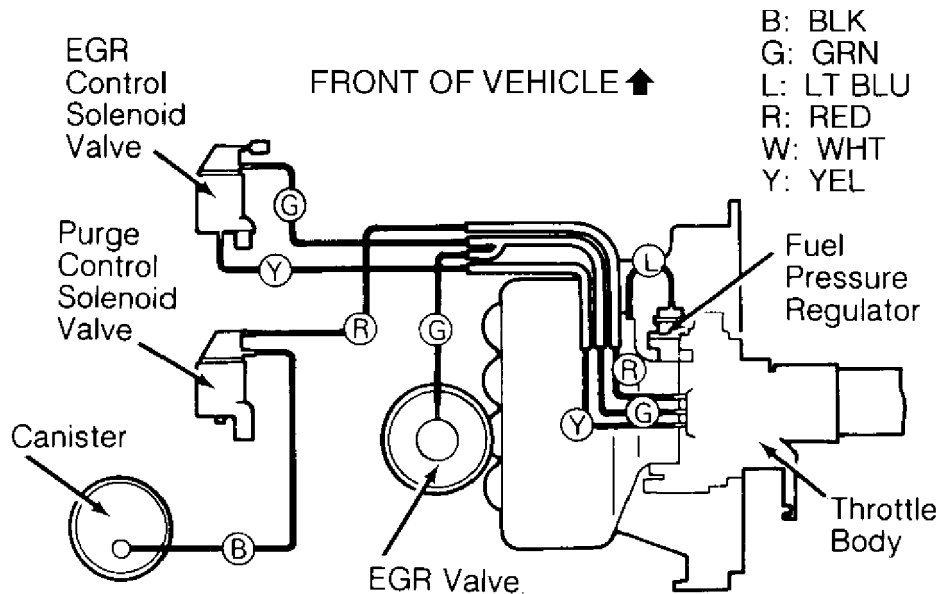
Saturday, April 27, 2002 05:55PM



90H17357

Fig. 22: Vacuum Diagram (Montero - Calif. & Federal; 3.0L Pickup & Ram-50 - Federal)

Courtesy of Mitsubishi Motor Sales of America.



90I17358

Fig. 23: Vacuum Diagram (2.4L Pickup & Ram-50 - Calif. & Federal)

Courtesy of Mitsubishi Motor Sales of America.

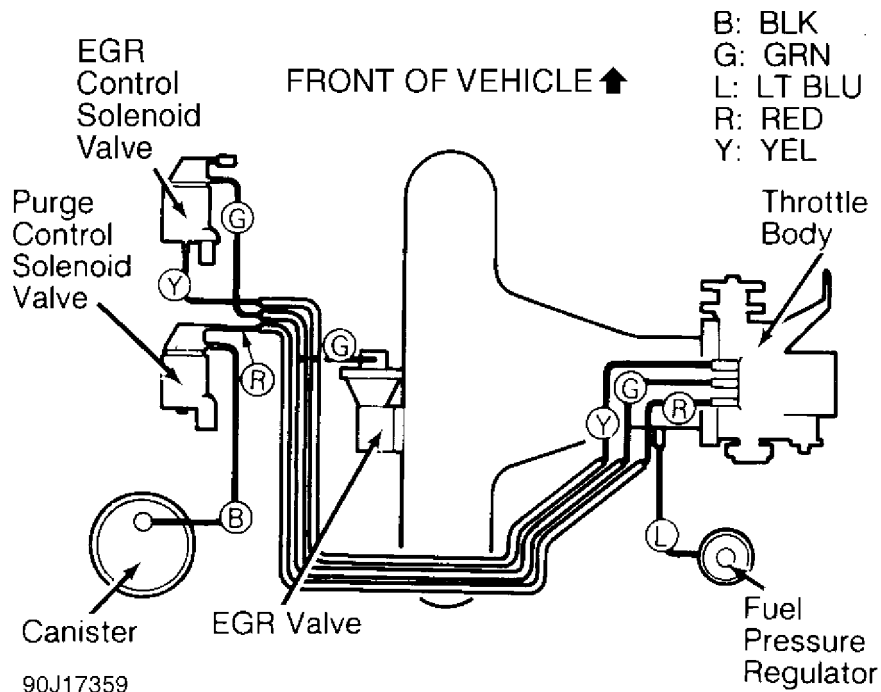
M - VACUUM DIAGRAMS

Article Text (p. 13)

1992 Dodge Colt

For a a a a

Copyright © 1998 Mitchell Repair Information Company, LLC
Saturday, April 27, 2002 05:55PM



90J17359

Fig. 24: Vacuum Diagram (3.0L Pickup & Ram-50 - Calif.)
Courtesy of Chrysler Motors.

PRECIS

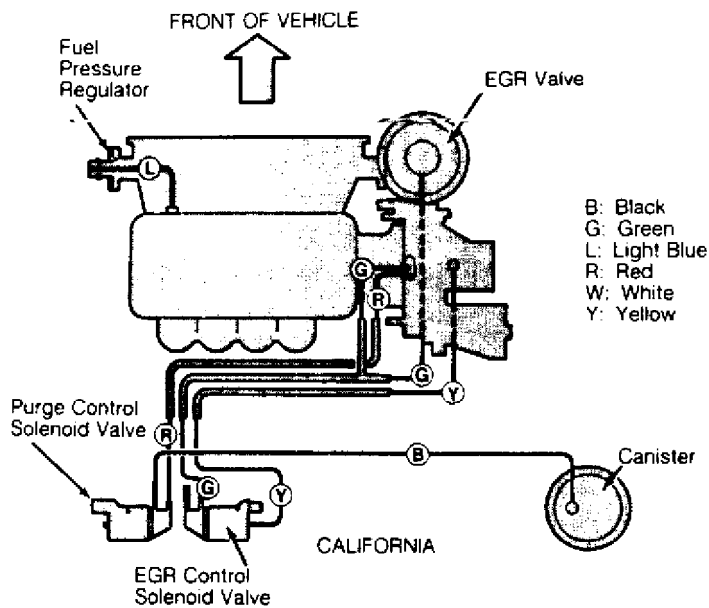


Fig. 25: Vacuum Diagram (Precis - Calif.)
Courtesy of Mitsubishi Motor Sales of America.

M - VACUUM DIAGRAMS

Article Text (p. 14)

1992 Dodge Colt

For a a a a

Copyright © 1998 Mitchell Repair Information Company, LLC
Saturday, April 27, 2002 05:55PM

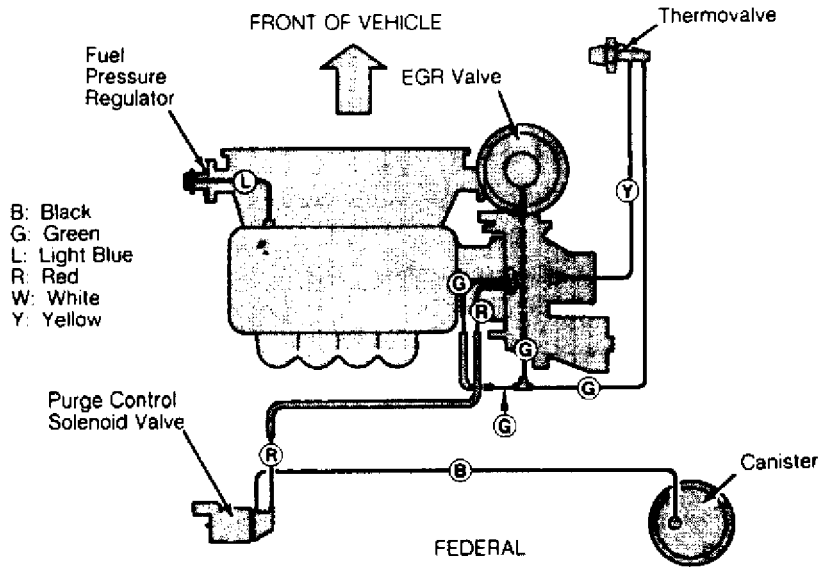


Fig. 26: Vacuum Diagram (Precis - Federal)
Courtesy of Mitsubishi Motor Sales of America.

STEALTH & 3000GT

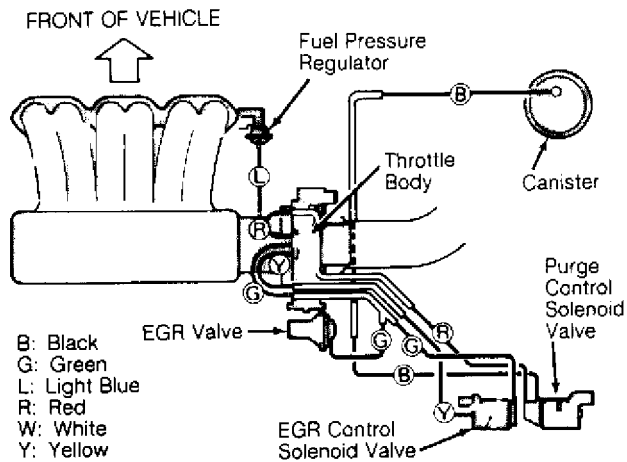


Fig. 27: Vacuum Diagram (Stealth VIN B & S, 3000GT VIN B - Calif.)
Courtesy of Chrysler Motors.

M - VACUUM DIAGRAMS

Article Text (p. 15)

1992 Dodge Colt

For a a a a

Copyright © 1998 Mitchell Repair Information Company, LLC

Saturday, April 27, 2002 05:55PM

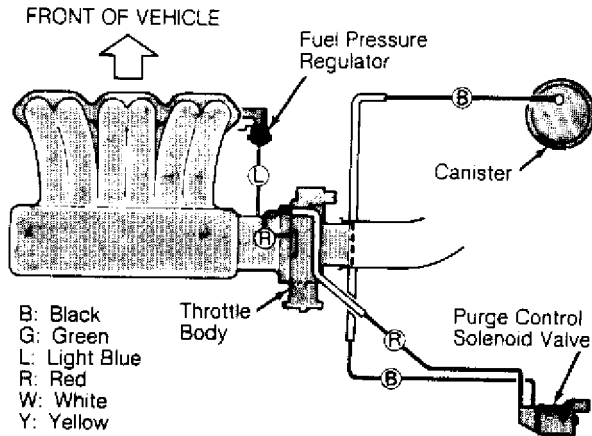


Fig. 28: Vacuum Diagram (Stealth VIN B & S, 3000GT VIN B - Federal)
Courtesy of Chrysler Motors.

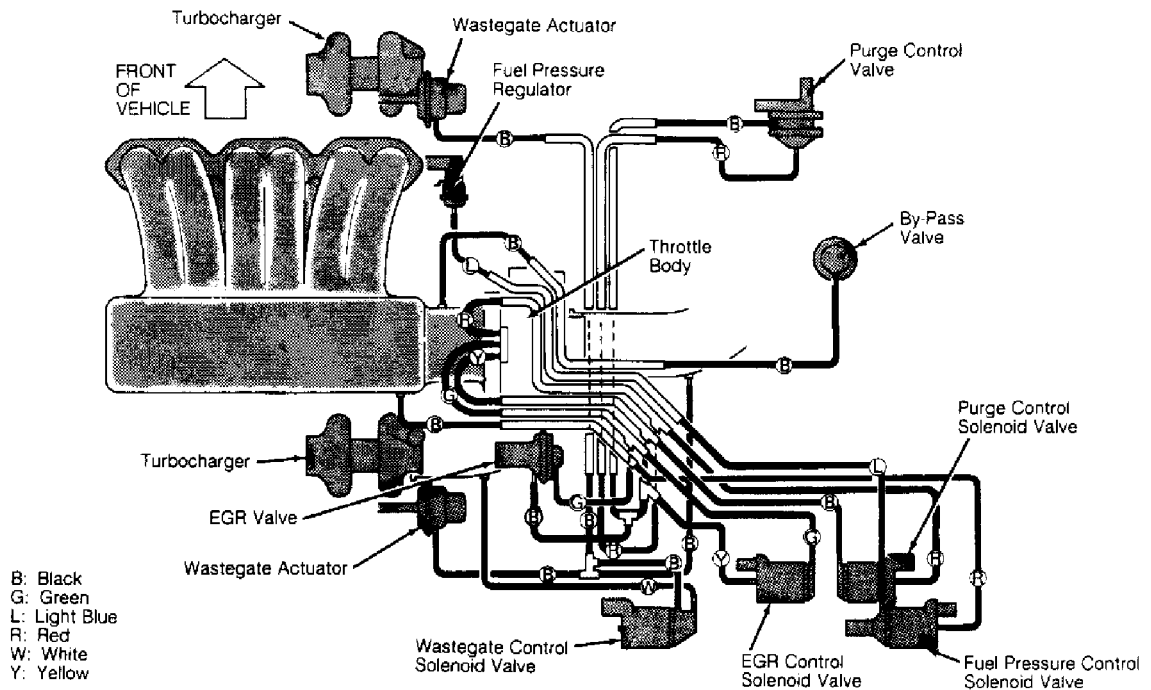


Fig. 29: Vacuum Diagram (Stealth & 3000GT VIN C - Calif. & Federal)
Courtesy of Chrysler Motors.

END OF ARTICLE