

## DRIVE BELT ROUTING

### Article Text

1992 Mitsubishi Mirage

For a a a a

Copyright © 1998 Mitchell Repair Information Company, LLC

Monday, April 01, 2002 10:11AM

## ARTICLE BEGINNING

1992 ENGINE COOLING

Engine Cooling Specifications

Mitsubishi; Diamante, Eclipse, Expo, Galant,  
Mirage, Montero, Pickup, Precis, 3000GT

## BELT ADJUSTMENT

### BELT ADJUSTMENT TABLE

Application	Deflection (1) In. (mm)
Mirage	
1.5L .....	.28-.35 (7.1-8.9)
1.6L .....	.35-.45 (8.9-11.4)
Diamante .....	(1)
Eclipse	
1.8L .....	.32-.43 (8.1-10.9)
2.0L .....	.35-.45 (8.9-11.4)
Expo	
1.8L .....	(2)
2.4L .....	.35-.45 (9.5-11.5)
Galant (3)	
Alternator Belt .....	.35-.45 (8.9-11.4)
A/C Belt .....	.32 (8.1)
Power Steering Belt .....	.24-.35 (6.1-8.9)
Montero (4) .....	.20-.24 (5.1-6.1)
Pickup	
2.4L .....	.27-.39 (6.8-9.9)
3.0L (4) .....	.32-.39 (8.1-9.9)
Precis	
A/C Belt .....	.32-.40 (8.1-10.2)
Alternator Belt .....	.28-.32 (7.1-8.1)
3000GT (5)	
DOHC	
Alternator Belt .....	.16-.22 (4.1-5.6)
Power Steering Belt .....	.35-.43 (8.9-10.9)
SOHC	
Alternator & Power Steering Belt .....	.24-.35 (6.1-8.9)
A/C Belt .....	.28-.37 (7.1-9.5)

- (1) - Water pump is driven by timing belt. Using tension gauge, belt tension is 44.1-66.1 lbs. (20-30 kg). See Fig. 1.
- (2) - Water pump is driven by timing belt. Tension is correct when space between cover and belt ("A"), under thumb pressure, is approximately 1.18" (30 mm). See Fig. 2.
- (3) - For belt routing, see Fig. 4.
- (4) - For belt routing, see Fig. 5.
- (5) - For belt routing, see Fig. 6 & 7.

## DRIVE BELT ROUTING

### Article Text (p. 2)

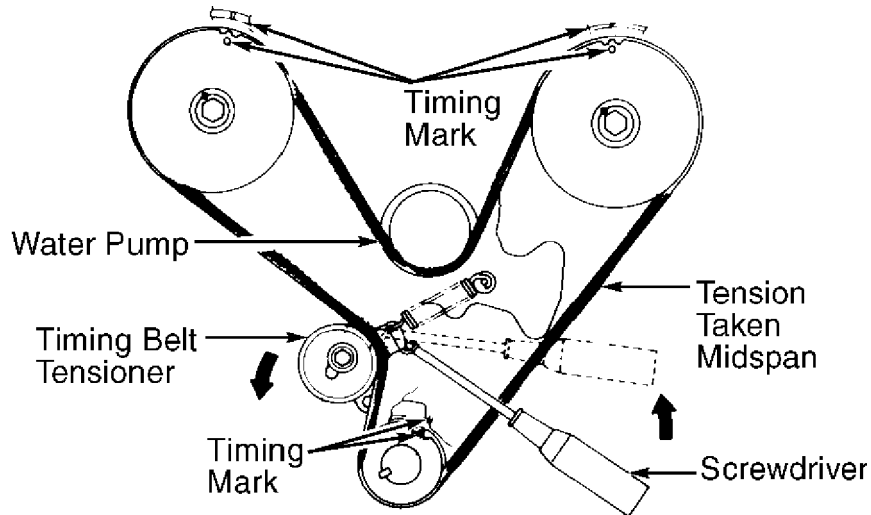
1992 Mitsubishi Mirage

For a a a a

Copyright © 1998 Mitchell Repair Information Company, LLC

Monday, April 01, 2002 10:11AM

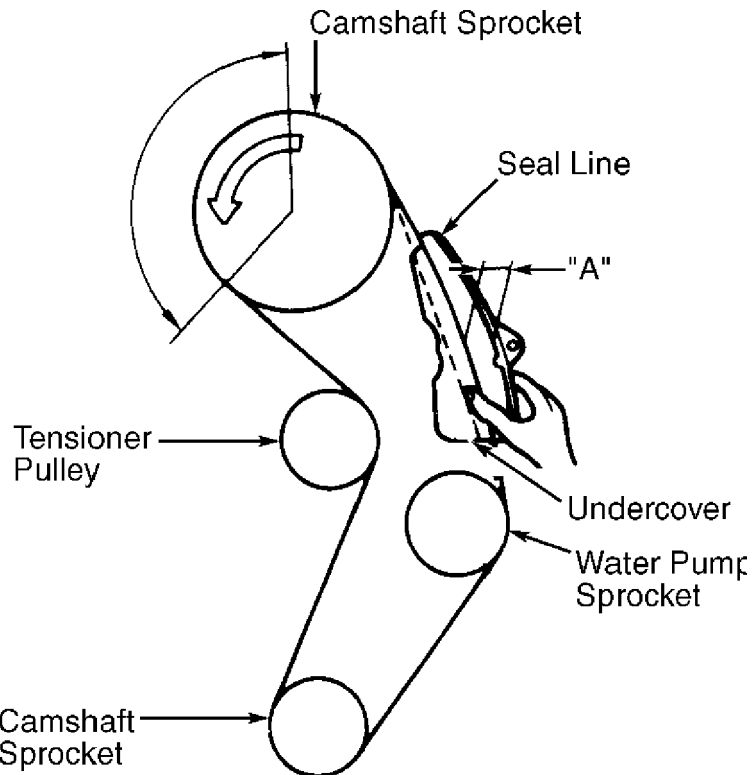
## DRIVE BELT ROUTING



93H00221

Fig. 1: Routing Timing/Water Pump Belt (Diamante DOHC & SOHC)

Courtesy of Mitsubishi Motor Sales of America



93I00222

Fig. 2: Routing Timing/Water Pump Belt (Expo 1.8L)

Courtesy of Mitsubishi Motor Sales of America

## DRIVE BELT ROUTING

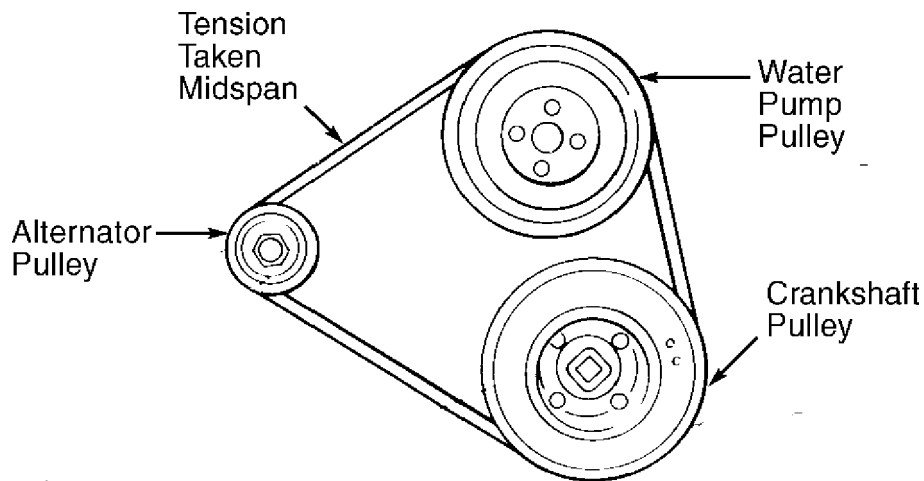
Article Text (p. 3)

1992 Mitsubishi Mirage

For a a a a

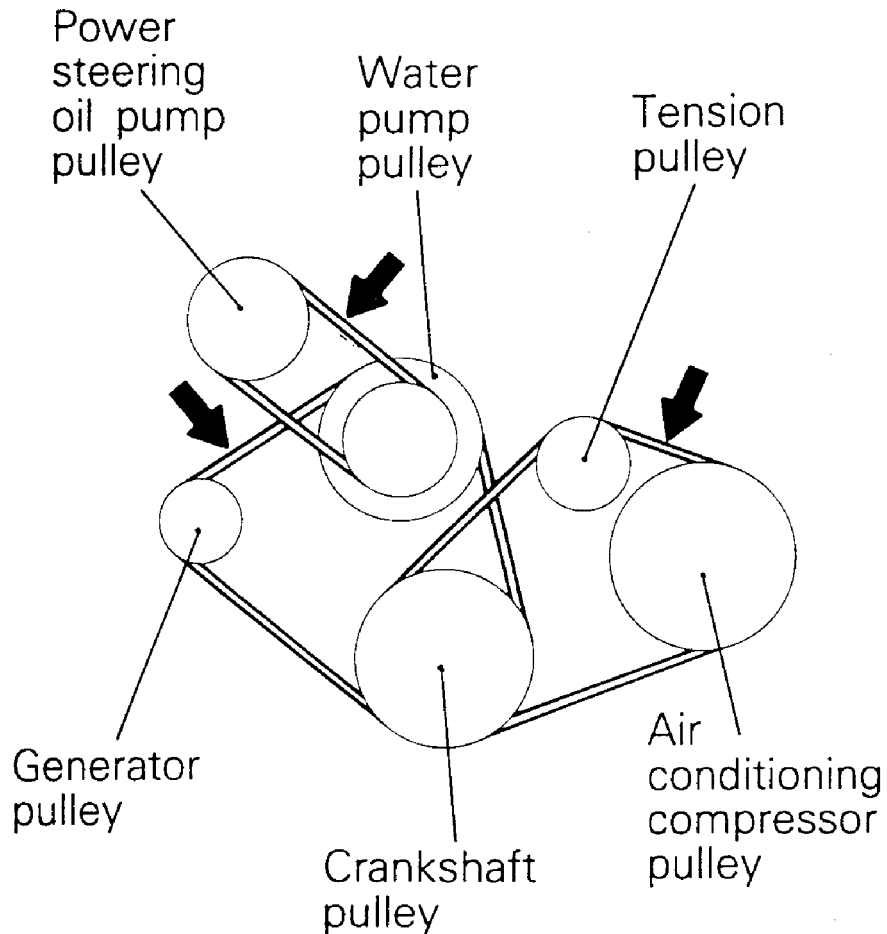
Copyright © 1998 Mitchell Repair Information Company, LLC

Monday, April 01, 2002 10:11AM



93J00223

Fig. 3: Routing Water Pump Belt (Expo 2.4L, Pickup 2.4L, Precis)  
Courtesy of Mitsubishi Motor Sales of America



50J16823

Fig. 4: Drive Belt Routing (Galant)  
Courtesy of Mitsubishi Motor Sales of America

## DRIVE BELT ROUTING

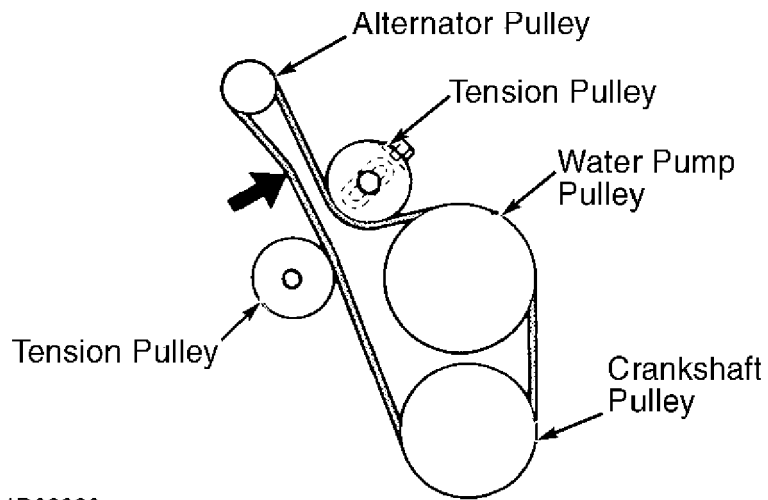
### Article Text (p. 4)

1992 Mitsubishi Mirage

For a a a a

Copyright © 1998 Mitchell Repair Information Company, LLC

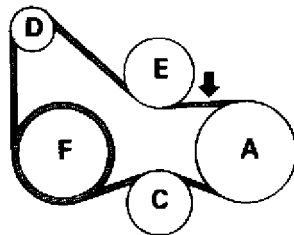
Monday, April 01, 2002 10:11AM



91D02920

Fig. 5: Drive Belt Routing (Montero, Pickup 3.0L)

Courtesy of Mitsubishi Motor Sales of America



DOHC WITH A/C

- A: Crankshaft Pulley
- B: Power Steering Pump Pulley
- C: Tension Pulley
- D: Alternator Pulley
- E: Idler Pulley
- F: A/C Compressor Pulley

Fig. 6: Drive Belt Routing - 1 Of 2 (3000GT)

Courtesy of Mitsubishi Motor Sales of America

## DRIVE BELT ROUTING

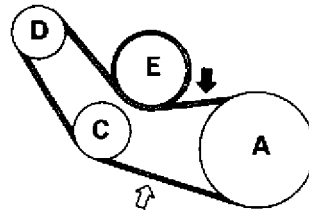
### Article Text (p. 5)

1992 Mitsubishi Mirage

For a a a a

Copyright © 1998 Mitchell Repair Information Company, LLC

Monday, April 01, 2002 10:11AM



DOHC WITHOUT A/C

- A: Crankshaft Pulley
- B: Power Steering Pump Pulley
- C: Tension Pulley
- D: Alternator Pulley
- E: Idler Pulley
- F: A/C Compressor Pulley

Fig. 7: Drive Belt Routing - 2 Of 2 (3000GT)  
Courtesy of Mitsubishi Motor Sales of America

**END OF ARTICLE**