

## WIRING DIAGRAMS

### Article Text

1992 Mitsubishi Mirage

For a a a a

Copyright © 1998 Mitchell Repair Information Company, LLC

Monday, April 01, 2002 10:15AM

## ARTICLE BEGINNING

1992 WIRING DIAGRAMS

Chrysler/Mitsubishi Wiring Diagrams

Dodge; Colt

Eagle; Summit

Mitsubishi; Mirage

## IDENTIFICATION

### COMPONENT LOCATION MENU

#### COMPONENT LOCATIONS TABLE

Component	Figure No. (Location)
A/C SYSTEMS .....	5 (A-E 16-19)
ALTERNATOR .....	1 (D 3)
ASHTRAY ILLUMINATION .....	8 (D 31)
AUTO SEAT BELT CONTROL SYSTEM .....	9 (B-C 32-34)
A/T SELECT LEVER ILLUMINATION LIGHTS .....	6 (B 20)
BACK-UP LIGHT SWITCH (M/T) .....	6 (B 21)
BATTERY .....	1 (A 3)
BRAKE FLUID LEVEL SWITCH .....	4 (C 15)
BUZZER .....	9 (D 32)
CIGARETTE LIGHTER & ILLUMINATION .....	8 (D 31)
CLOCK .....	8 (C 31)
CLUTCH SWITCH .....	6 (C 22)
COLUMN SWITCH .....	7 (B-E 24 & D-E 25)
CRUISE CONTROL SYSTEM .....	6 (D-E 20-23)
DEFOGGER RELAY .....	9 (A 33-34)
DEFOGGER SWITCH .....	9 (A 33-34)
DEFOGGER TIMER .....	4 (C 13)
DIAGNOSTIC CONNECTOR (1.5L) .....	2 (D-E 7)
DIAGNOSTIC CONNECTOR (1.6L) .....	3 (E 10)
DOME LIGHT .....	7 (A 25-26)
DOOR SWITCHES .....	7 (A-B 27)
ENGINE COOLANT TEMPERATURE SENSOR .....	7 (C 25-26)
ENGINE RELAY BOX .....	1 (A-C 2-3)
FLASHER .....	4 (C 13)
FRONT WASHER MOTOR .....	7 (C 25)
FRONT WIPER MOTOR .....	1 (E 3)
FUEL PUMP (1.5L) .....	2 (C-D 4)
FUEL PUMP (1.6L) .....	3 (C 8)
HAZARD SWITCH .....	7 (A 24)
HEADLIGHT RELAY .....	7 (A-B 24)
HEATER RELAY .....	4 (C 12-13)
IGNITION COIL (1.5L) .....	2 (E 4)
IGNITION COIL (1.6L) .....	3 (D-E 8)
IGNITION SWITCH .....	4 (D 15)

## WIRING DIAGRAMS

### Article Text (p. 2)

1992 Mitsubishi Mirage

For a a a a

Copyright © 1998 Mitchell Repair Information Company, LLC

Monday, April 01, 2002 10:15AM

INHIBITOR SWITCH .....	6 (A-B 20)
INSTRUMENT CLUSTER .....	7 (B-E 27)
INTERLOCK SWITCH .....	1 (D 3)
JUNCTION BLOCK (J/B) .....	4 (A-E 12-14)
KEY REMINDER SWITCH .....	9 (C-D 32)
LEFT & RIGHT DOOR LATCH SWITCHES .....	9 (D-E 34)
LUGGAGE COMPARTMENT LIGHT & SWITCH .....	9 (D 32)
MPI CONTROL RELAY (1.5L) .....	2 (B-C 4)
MPI CONTROL RELAY (1.6L) .....	3 (B-C 8)
MPI CONTROL UNIT (1.5L) .....	2 (A 4-7)
MPI CONTROL UNIT (1.6L) .....	3 (A 8-11)
NOISE FILTER (1.5L) .....	2 (E 6)
O2 SENSOR (1.5L) .....	2 (D 7)
O2 SENSOR (1.6L) .....	3 (D 11)
OIL PRESSURE SWITCH .....	7 (E 25)
OVERDRIVE SWITCH .....	6 (D 22)
PARKING BRAKE SWITCH .....	4 (A 12)
POWER DOOR LOCK SYSTEM .....	8 (C-E 28-30)
POWER MIRROR SYSTEM .....	9 (A-B 32-33)
POWER TRANSISTOR (1.6L) .....	3 (E 8)
POWER WINDOW RELAY .....	8 (A 28)
POWER WINDOW SWITCH .....	8 (A-C 31)
RADIO (PARTIAL) .....	8 (B 28)
REAR WIPER/WASHER SYSTEM .....	8 (D-E 30-31)
RHEOSTAT .....	7 (B 27)
STARTER MOTOR .....	1 (C 3)
STARTER RELAY .....	1 (D 3)
STOP LIGHT SWITCHES .....	6 (C-D 20-21)
THROTTLE POSITION SENSORS (1.5L) .....	2 (B-C 7)
THROTTLE POSITION SENSORS (1.6L) .....	3 (C-D 11)
WASHER FLUID LEVEL SWITCH .....	7 (D 25)
3 A/T CONTROL UNIT .....	6 (A 23)
4 A/T CONTROL UNIT .....	6 (B-D 23)

## GROUND LOCATION MENU

### GROUND LOCATIONS TABLE

Component	Figure No. (Location)
GROUND A: (RIGHT FENDER SHIELD) .....	1 (A 1)
GROUND B: (IN FRONT OF BATTERY SUPPORT) .....	1 (A 3)
GROUND C: (TRANSAXLE) .....	1 (A 3)
GROUND D: (LEFT FENDER SHIELD) .....	1 (E 1-2)
GROUND E: (1.5L) (ON FIREWALL) .....	2 (D 4)
GROUND E: (1.6L) (ON FIREWALL) .....	3 (D 8)
GROUND G: (BEHIND INSTRUMENT CLUSTER) .....	5 (A-B 18)
GROUND H: (RIGHT KICK PANEL) .....	6 (D 20)
GROUND I: (BEHIND CENTER CONSOLE) .....	6 (A-B 23)
GROUND J: (LEFT SIDE OF TAILLIGHT PANEL IN TRUNK) ....	8 (A 28)
GROUND K: (UNDER FLOOR SHIFT COVER) .....	9 (C 32)

## WIRING DIAGRAMS

### Article Text (p. 3)

1992 Mitsubishi Mirage

For a a a a

Copyright © 1998 Mitchell Repair Information Company, LLC

Monday, April 01, 2002 10:15AM

GROUND L: (RIGHT SIDE OF TAILLIGHT PANEL UNDER BUMPER),		
(SEDAN) .....	9	(E 32)
GROUND M: (LOCATION NOT AVAILABLE) .....		
GROUND N: (LEFT DOOR PILLAR) .....	9	(B 34)
GROUND O: (LEFT DOOR PILLAR) .....	9	(D 34)
GROUND P: (LEFT SIDE OF TAILLIGHT PANEL UNDER BUMPER),		
(SEDAN) .....	9	(B 35)
GROUND Q: (REAR WIPER MOTOR BRACKET) (HATCHBACK) .....	9	(C 35)

---

## WIRING DIAGRAMS

# WIRING DIAGRAMS

Article Text (p. 4)

1992 Mitsubishi Mirage

For a a a a

Copyright © 1998 Mitchell Repair Information Company, LLC

Monday, April 01, 2002 10:15AM

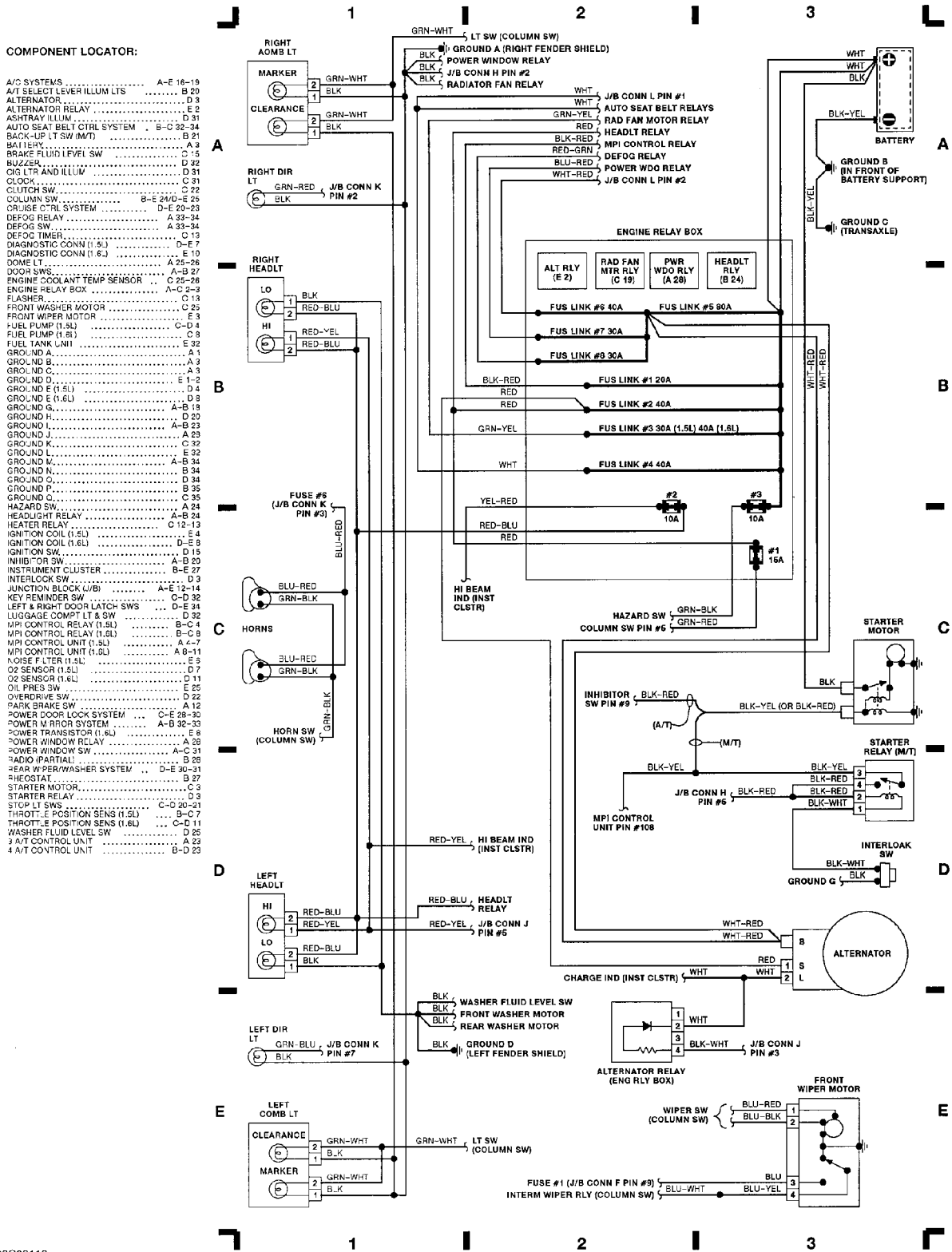


Fig. 1: Engine Compartment, Alternator, Headlights (Grid 1-3)

# WIRING DIAGRAMS

Article Text (p. 5)

1992 Mitsubishi Mirage

For a a a a

Copyright © 1998 Mitchell Repair Information Company, LLC

Monday, April 01, 2002 10:15AM

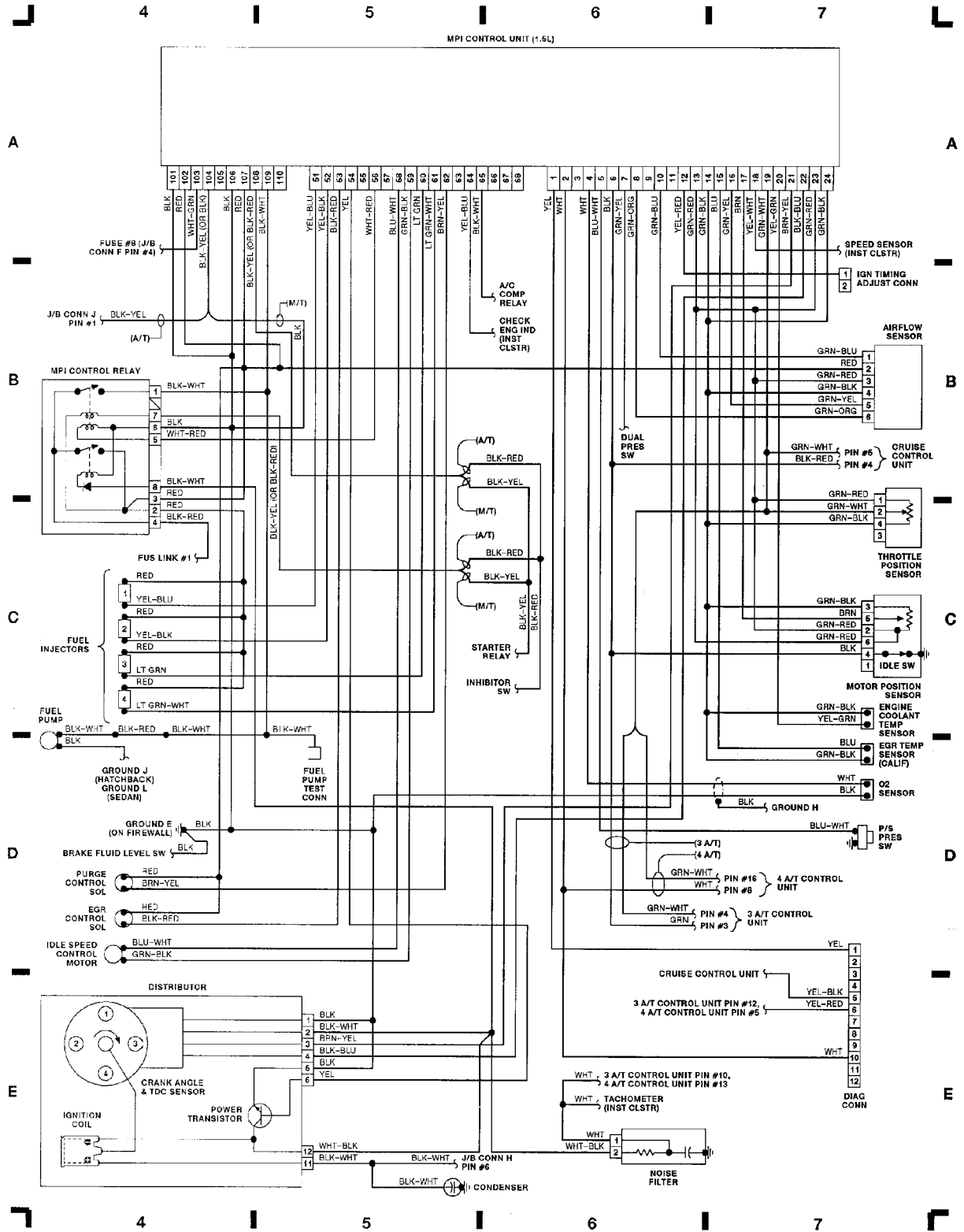


Fig. 2: MPI Control Unit (1.5L) (Grid 4-7)

# WIRING DIAGRAMS

Article Text (p. 6)

1992 Mitsubishi Mirage

For a a a a

Copyright © 1998 Mitchell Repair Information Company, LLC

Monday, April 01, 2002 10:15AM

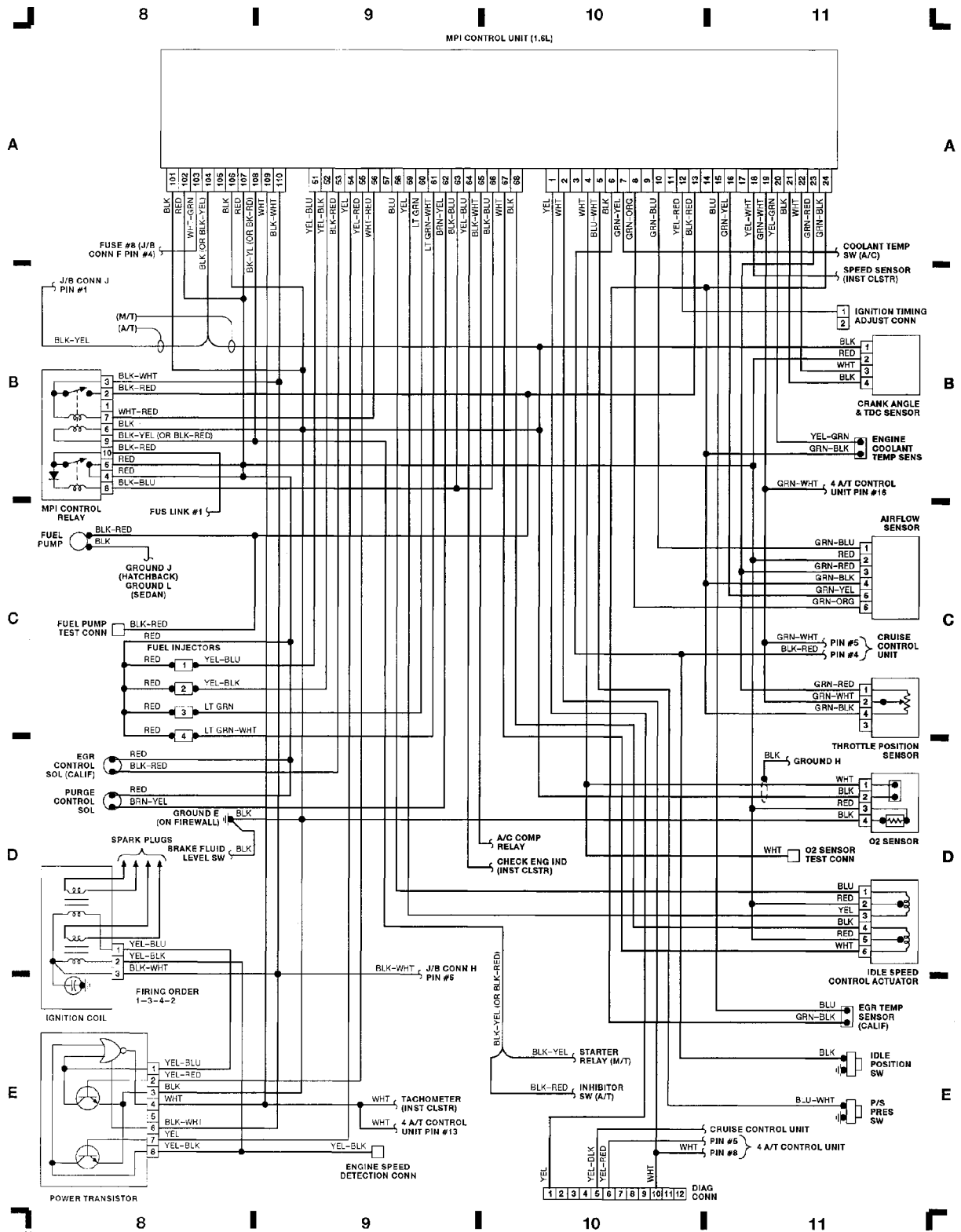


Fig. 3: MPI Control Unit (1.6L) (Grid 8-11)

Copyright © 1998 Mitchell Repair Information Company, LLC  
Monday, April 01, 2002 10:15AM



Fig. 4: Junction Block (Grid 12-15)

# WIRING DIAGRAMS

## Article Text (p. 8)

1992 Mitsubishi Mirage

For a a a a

Copyright © 1998 Mitchell Repair Information Company, LLC

Monday, April 01, 2002 10:15AM

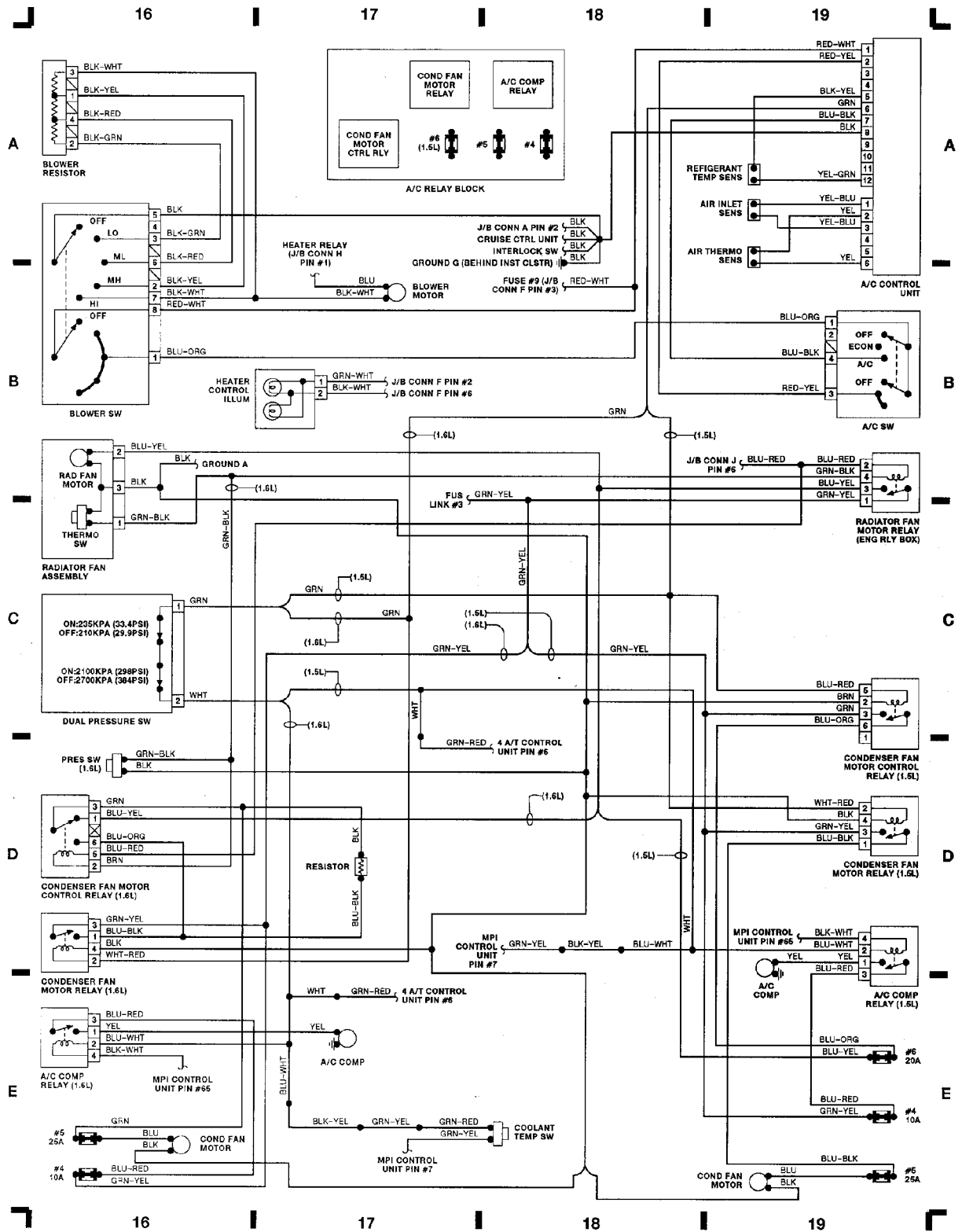


Fig. 5: A/C System (Grid 16-19)



# WIRING DIAGRAMS

Article Text (p. 9)

1992 Mitsubishi Mirage

For a a a a

Copyright © 1998 Mitchell Repair Information Company, LLC

Monday, April 01, 2002 10:15AM

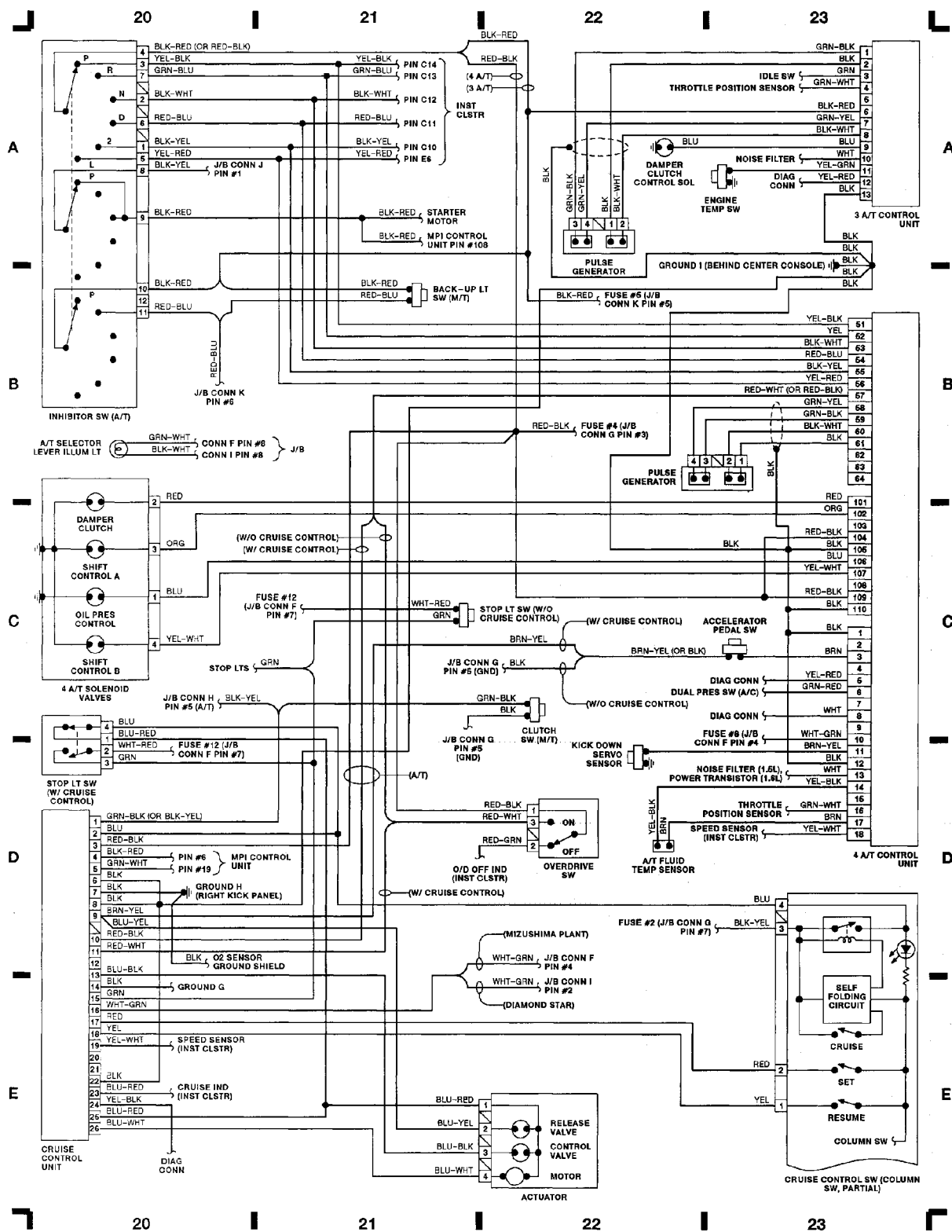


Fig. 6: Cruise Control, Inhibitor Sw, 4 A/T Control Unit (Grid 20-23)

Monday, April 01, 2002 10:15AM



Fig. 7: Instrument Cluster, Column Sw (Partial) (Grid 24-27)

# WIRING DIAGRAMS

Article Text (p. 11)

1992 Mitsubishi Mirage

For a a a a

Copyright © 1998 Mitchell Repair Information Company, LLC

Monday, April 01, 2002 10:15AM

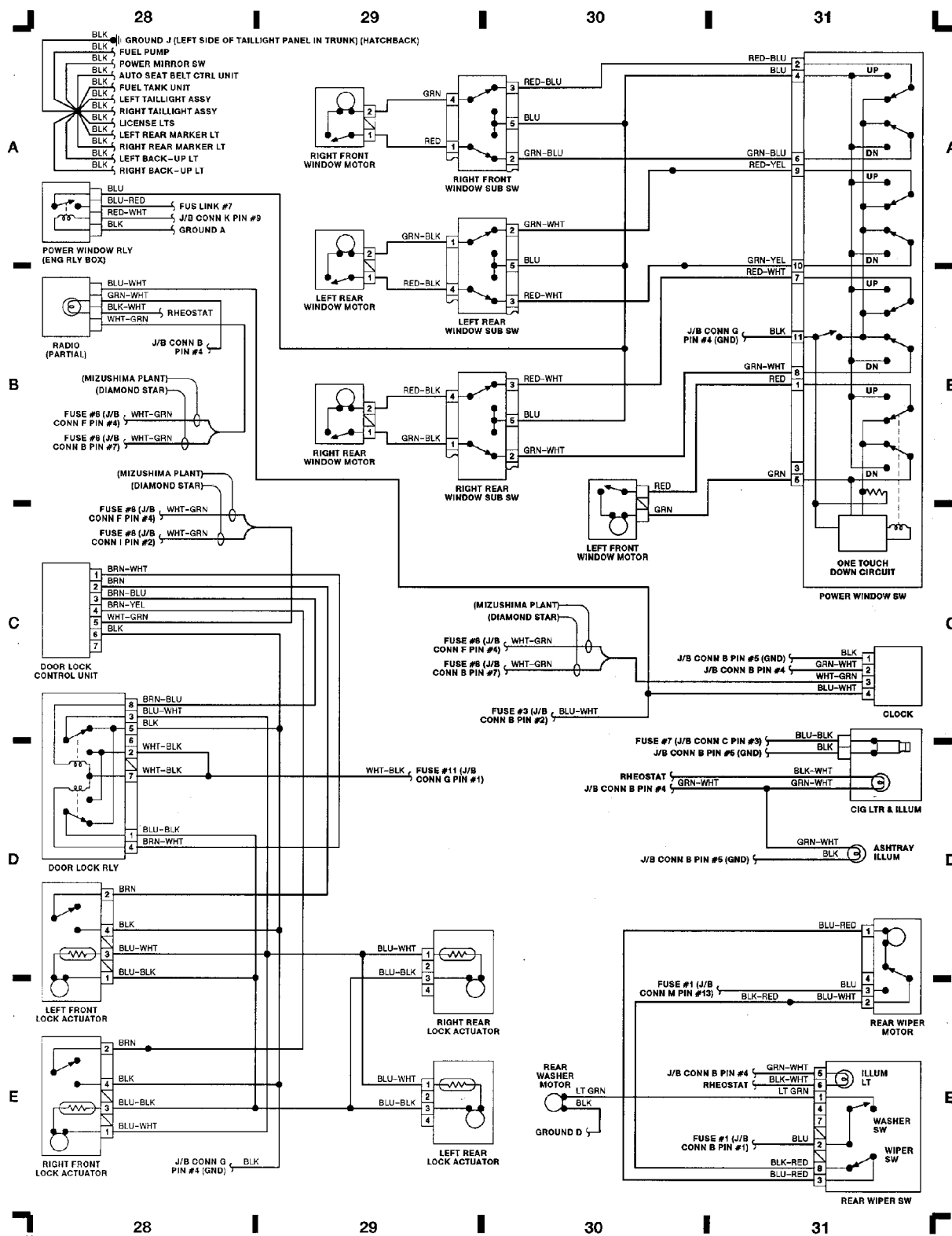


Fig. 8: Power Windows, Power Doors, Interior Lights (Grid 28-31)

# WIRING DIAGRAMS

Article Text (p. 12)

1992 Mitsubishi Mirage

For a a a a

Copyright © 1998 Mitchell Repair Information Company, LLC

Monday, April 01, 2002 10:15AM

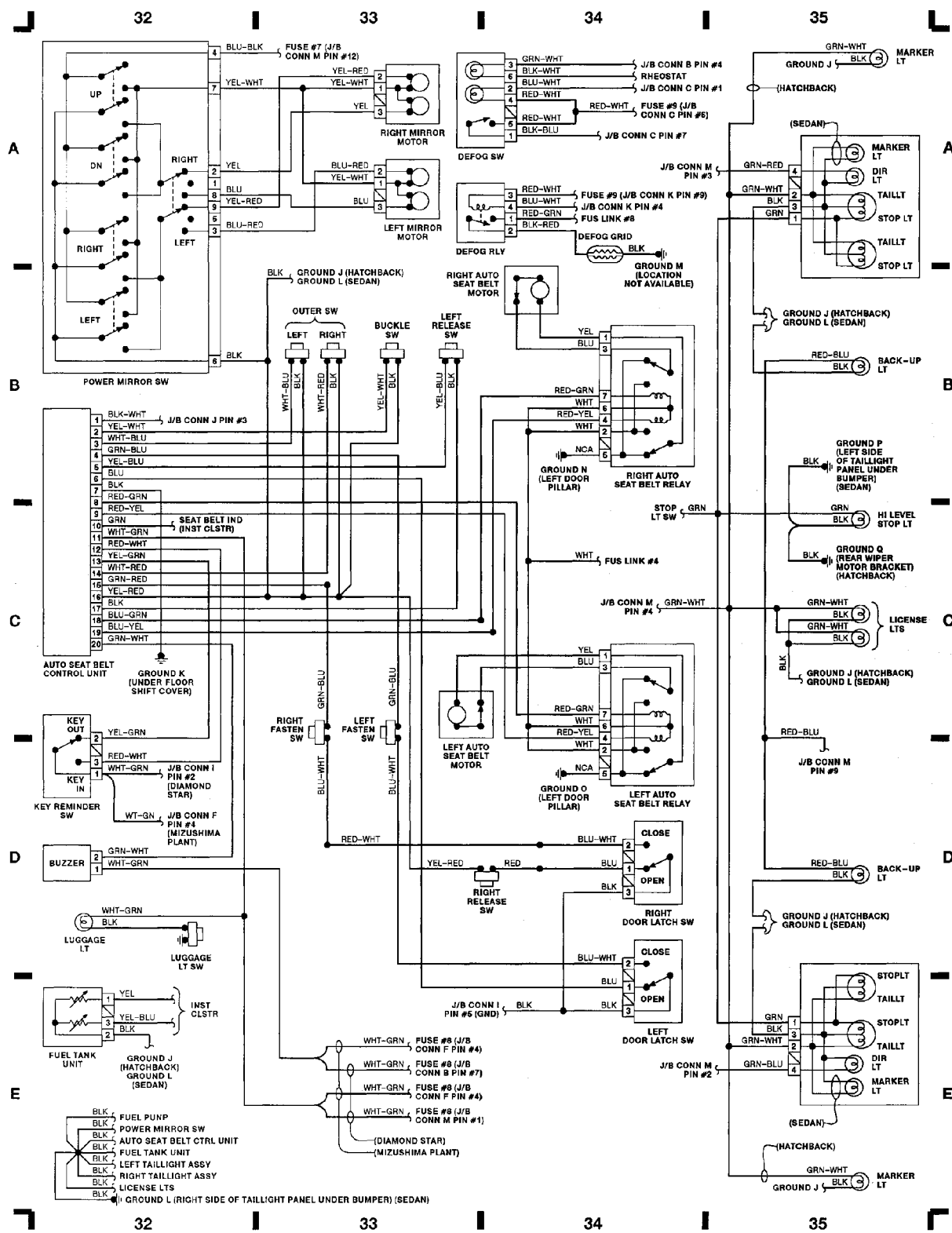


Fig. 9: Power Mirror, Auto Seat Belt, Taillights (Grid 32-35)

END OF ARTICLE